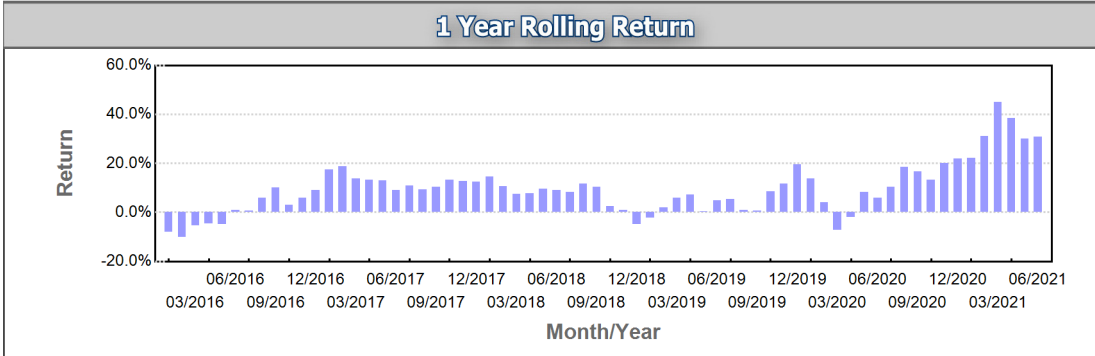


Fund/ Index Performance Analysis

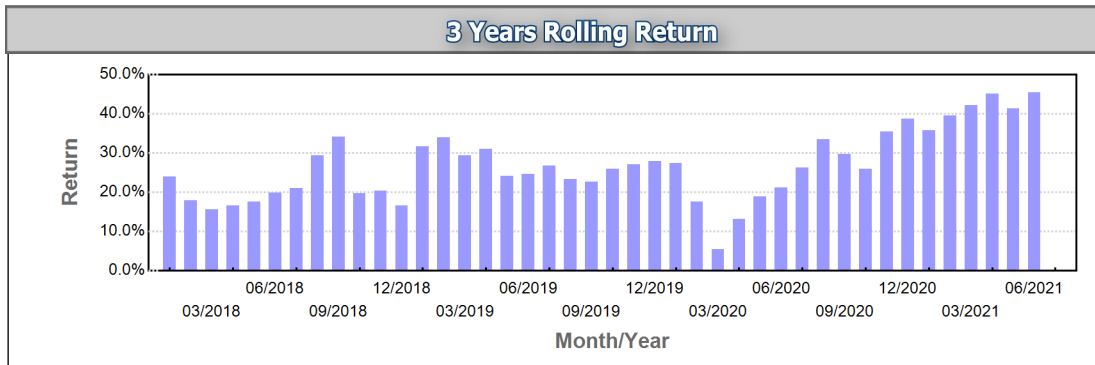
Rolling Return Illustration

Allianz Income and Growth

(Data Source : Lipper, 1/2015-6/2021, bid to bid, calculated in USD)



Max. 1 Year Return : 44.92%
Min. 1 Year Return : -10.14%
Probability of Gain (1 Year) : 86.36%



Max. 3 Year Return : 45.28%
Min. 3 Year Return : 5.35%
Probability of Gain (3 Years) : 100.00%

Rolling Return: The figures have been calculated on the assumption that investors hold the investments for 1, 3 and 5 years respectively throughout the selected period. Rolling returns are useful for examining the behavior of returns for holding periods similar to those actually experienced by investors.

The above is strictly for information purposes only and should not be considered as an offer, or solicitation, to deal in any of the investments mentioned herein. No warranty whatsoever is given and no liability whatsoever is accepted for any loss arising whether directly or indirectly as a result of the reader, any person or group of persons acting on any information, opinion or estimate contained in this document. Any unauthorised disclosure, use or dissemination, either whole or partial, of this document is prohibited and this document is not to be reproduced, copied, and made available to others.

Investment involves risk. Past performance is not indicative of future performance. Please refer to relevant offering document(s) and contact your Wealth Management Advisor.

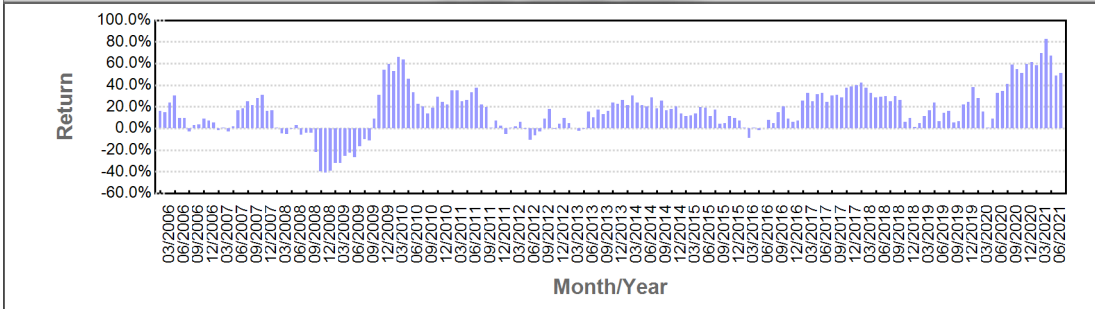
Fund/ Index Performance Analysis

Rolling Return Illustration

Franklin Technology A Acc

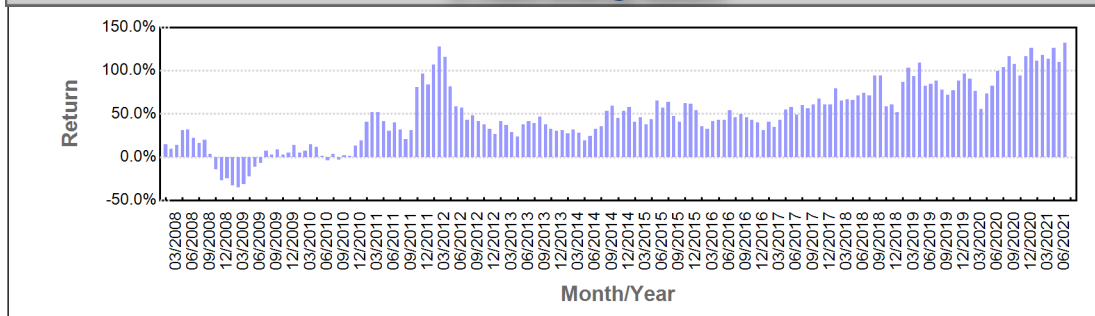
(Data Source : Lipper, 1/2005-6/2021, bid to bid, calculated in USD)

1 Year Rolling Return



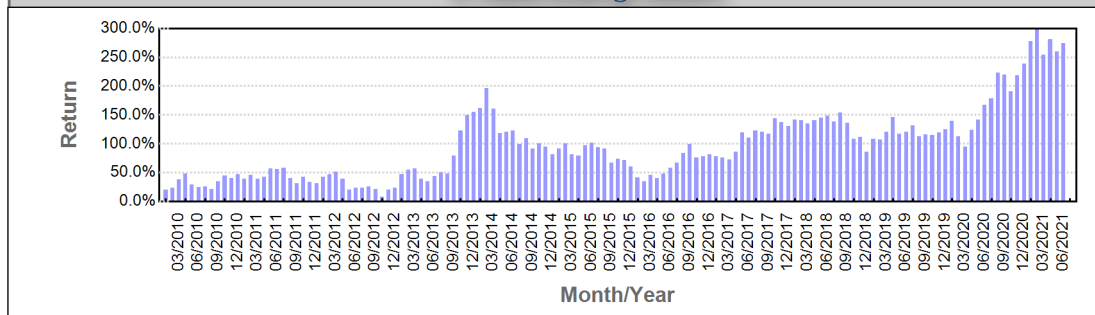
Max. 1 Year Return : 82.27%
 Min. 1 Year Return : -41.19%
 Probability of Gain (1 Year) : 82.26%

3 Years Rolling Return



Max. 3 Year Return : 132.03%
 Min. 3 Year Return : -35.29%
 Probability of Gain (3 Years) : 93.21%

5 Years Rolling Return



Max. 5 Year Return : 297.27%
 Min. 5 Year Return : 8.07%
 Probability of Gain (5 Years) : 100.00%

Rolling Return: The figures have been calculated on the assumption that investors hold the investments for 1, 3 and 5 years respectively throughout the selected period. Rolling returns are useful for examining the behavior of returns for holding periods similar to those actually experienced by investors.

The above is strictly for information purposes only and should not be considered as an offer, or solicitation, to deal in any of the investments mentioned herein. No warranty whatsoever is given and no liability whatsoever is accepted for any loss arising whether directly or indirectly as a result of the reader, any person or group of persons acting on any information, opinion or estimate contained in this document. Any unauthorised disclosure, use or dissemination, either whole or partial, of this document is prohibited and this document is not to be reproduced, copied, and made available to others.

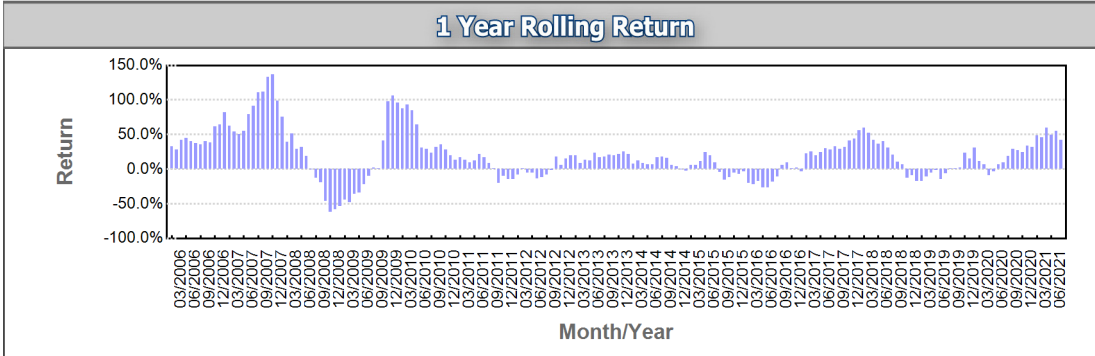
Investment involves risk. Past performance is not indicative of future performance. Please refer to relevant offering document(s) and contact your Wealth Management Advisor.

Fund/ Index Performance Analysis

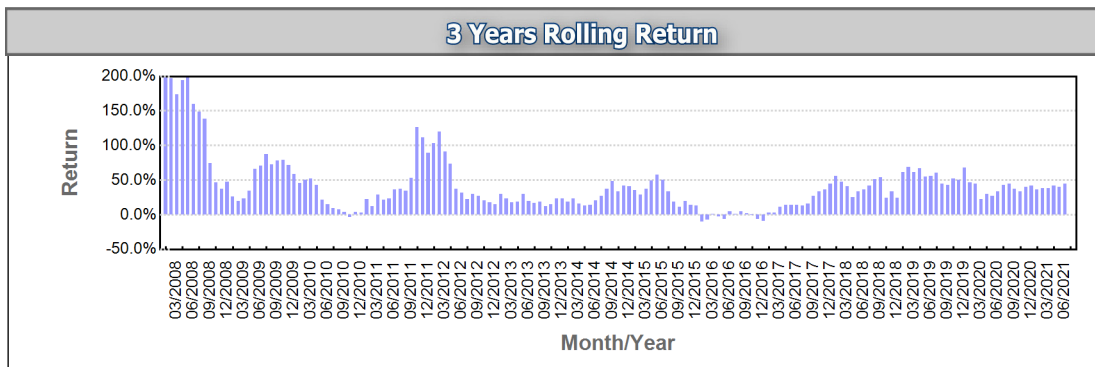
Rolling Return Illustration

First State China Growth I

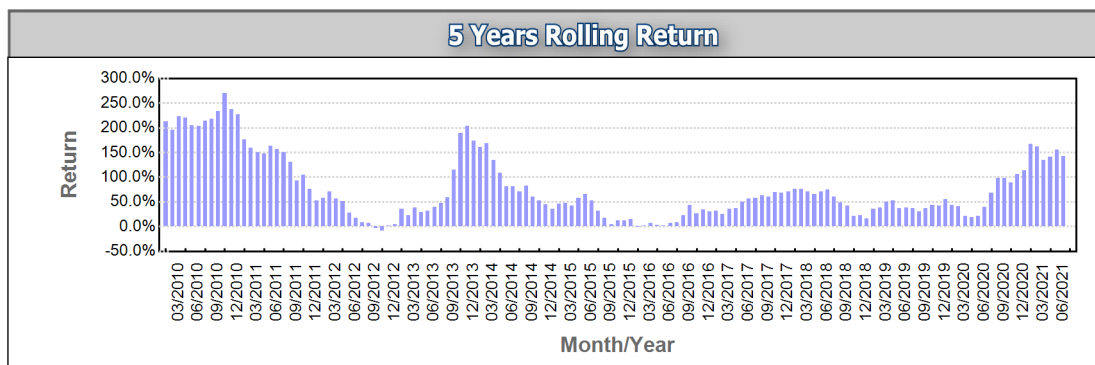
(Data Source : Lipper, 1/2005-6/2021, bid to bid, calculated in USD)



Max. 1 Year Return : 136.29%
Min. 1 Year Return : -61.70%
Probability of Gain (1 Year) : 72.58%



Max. 3 Year Return : 199.56%
Min. 3 Year Return : -10.12%
Probability of Gain (3 Years) : 95.06%



Max. 5 Year Return : 269.34%
Min. 5 Year Return : -8.59%
Probability of Gain (5 Years) : 97.83%

Rolling Return: The figures have been calculated on the assumption that investors hold the investments for 1, 3 and 5 years respectively throughout the selected period. Rolling returns are useful for examining the behavior of returns for holding periods similar to those actually experienced by investors.

The above is strictly for information purposes only and should not be considered as an offer, or solicitation, to deal in any of the investments mentioned herein. No warranty whatsoever is given and no liability whatsoever is accepted for any loss arising whether directly or indirectly as a result of the reader, any person or group of persons acting on any information, opinion or estimate contained in this document. Any unauthorised disclosure, use or dissemination, either whole or partial, of this document is prohibited and this document is not to be reproduced, copied, and made available to others.

Investment involves risk. Past performance is not indicative of future performance. Please refer to relevant offering document(s) and contact your Wealth Management Advisor.